

HOW TO ACCESS YOUR NYP/COLUMBIA RADIOLOGY IMAGES


Do you have an NYP CONNECT account? If yes, skip to View your images, if No -





- Visit <https://www.myconnectnyc.org>
- Click on New User? Sign Up (No Activation Code)
- Visit the "Learn More Here" for information on all the features of NYP Connect. Multiple languages are available. Or call (646) 962-4200 for help.

To View Your Images

- Once Logged into your My Connect Account, go to the "Patient Portal"
- Then from the Test Results, click on the Radiology report.
- At the bottom of the report will be a link. Click this link which will open in a new browser window and show you a list of all your exams.

To the right of the exam list you can choose to view, download, or share the exams.

Share 

DOE^JANE (F) DOB 06-18-1978 MRN 123456789	CT CHEST WITHOUT IV CONTRAST CT 1519 images Acc#: 2100123456 RPhys:Dr. Wilhelm C. Rontgen	08-18-2020 10:39 AM	 Images	 Reports ▾	 Download	 <input type="checkbox"/>
--	--	------------------------	--	---	--	--

The Mobile version of NYP Connect currently allows only viewing the exams. To share or download, please use a computer web browser.

Only exams performed at NYP/Columbia from February 2020 to present are available on the portal. For access to older exams, please contact NYPRADIMAGING@NYP.ORG